


8 ÷ 13.52

GLASS - VETRO - GLAS

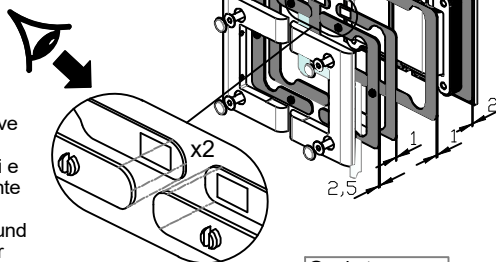
Tools Required
Strumenti Richiesti
Benötigtes Werkzeug



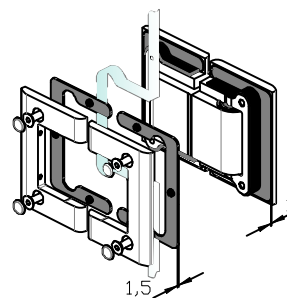
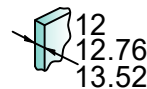
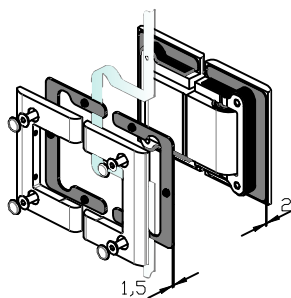
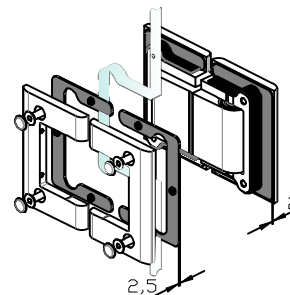
CH-3
CH-4




- Check the alignment of the gaskets and then bond them together using the adhesive pads that have already been applied.
- Verificare l'allineamento delle guarnizioni e successivamente incollarle tra loro mediante gli adesivi già applicati.
- Ausrichtung der Dichtungen überprüfen und anschließend mittels bereits aufgebrachtener Klebepads miteinander verkleben.



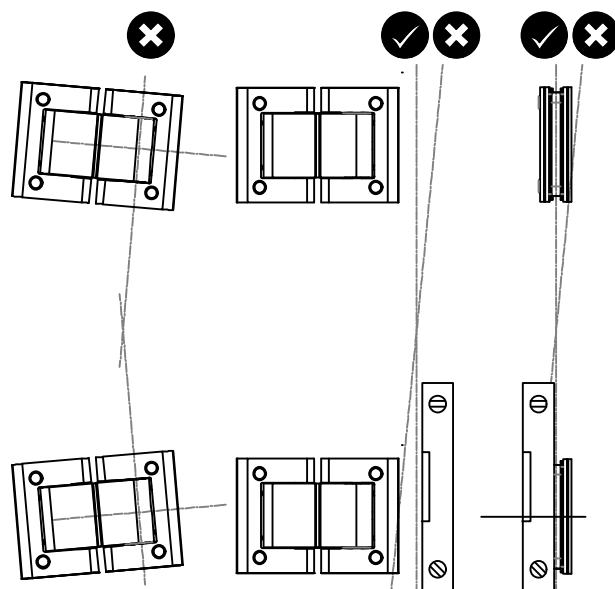
Gasket
Guarnizioni
Zwischenlagen



1

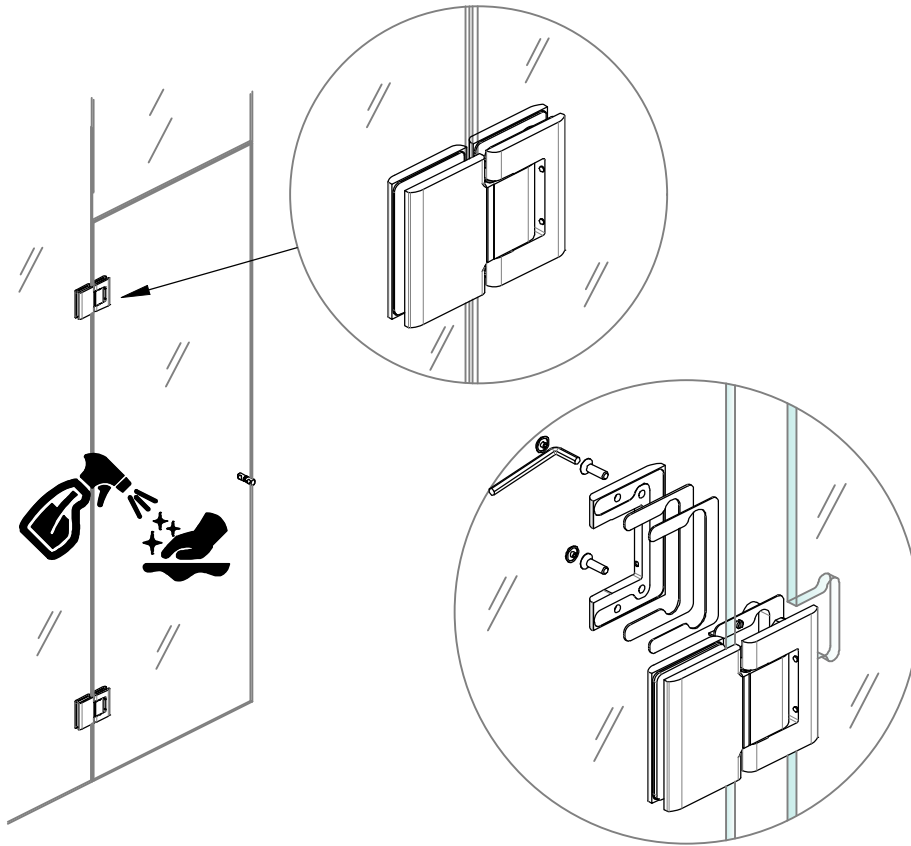


CH - 4 mm
10 Nm
7.4 lbs - ft





2



6



**ONLY FOR 8015
SOLO PER 8015
NUR FÜR 8015**

Closing speed adjustment

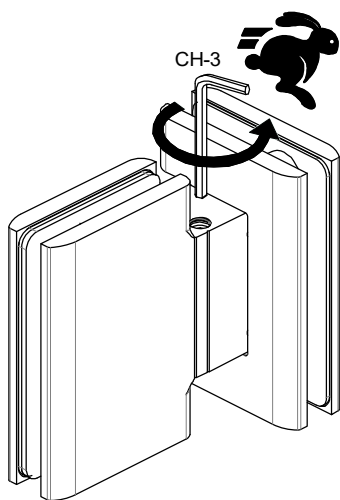
Factory settings: average pre-set

Regolazione della velocità di chiusura

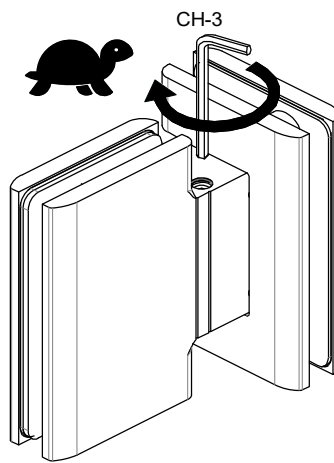
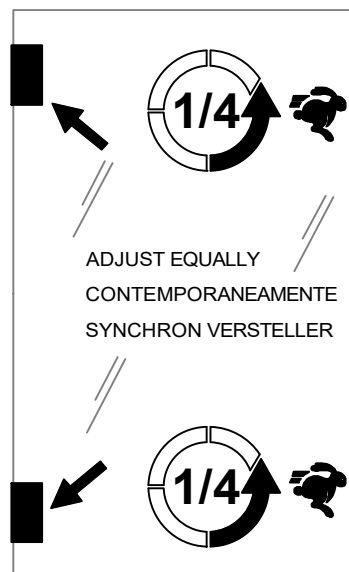
Impostazioni di fabbrica: media preimpostata

Einstellung Schließgeschwindigkeit

Werkseitige Konfiguration: mittlere Geschwindigkeit



FAST - VELOCE - SCHNELL



SLOW - LENTO - LANGSAM

